บริษัท ปตท. จำกัด (มหาชน)

รายงานผลการปฏิบัติตามมาตรการป้องกันและแก้ไขผลกระทบสิ่งแวดล้อม
และมาตรการติดตามตรวจสอบผลกระทบสิ่งแวดล้อม (ระยะดำเนินการ)
โครงการท่อส่งก๊าซธรรมชาติไปยังโครงการผลิตไอน้ำและไฟฟ้าร่วมเมืองระยอง
โดยใช้ก๊าซธรรมชาติเป็นเชื้อเพลิงของบริษัท ไออาร์พีซี จำกัด (มหาชน)
ปี 2569 (มกราคม - มิถุนายน)

ภาคผนวก ฐ

เอกสารแสดงรายละเอียดโครงการพร้อมแผนที่และแสดงตำแหน่งแนวท่อ

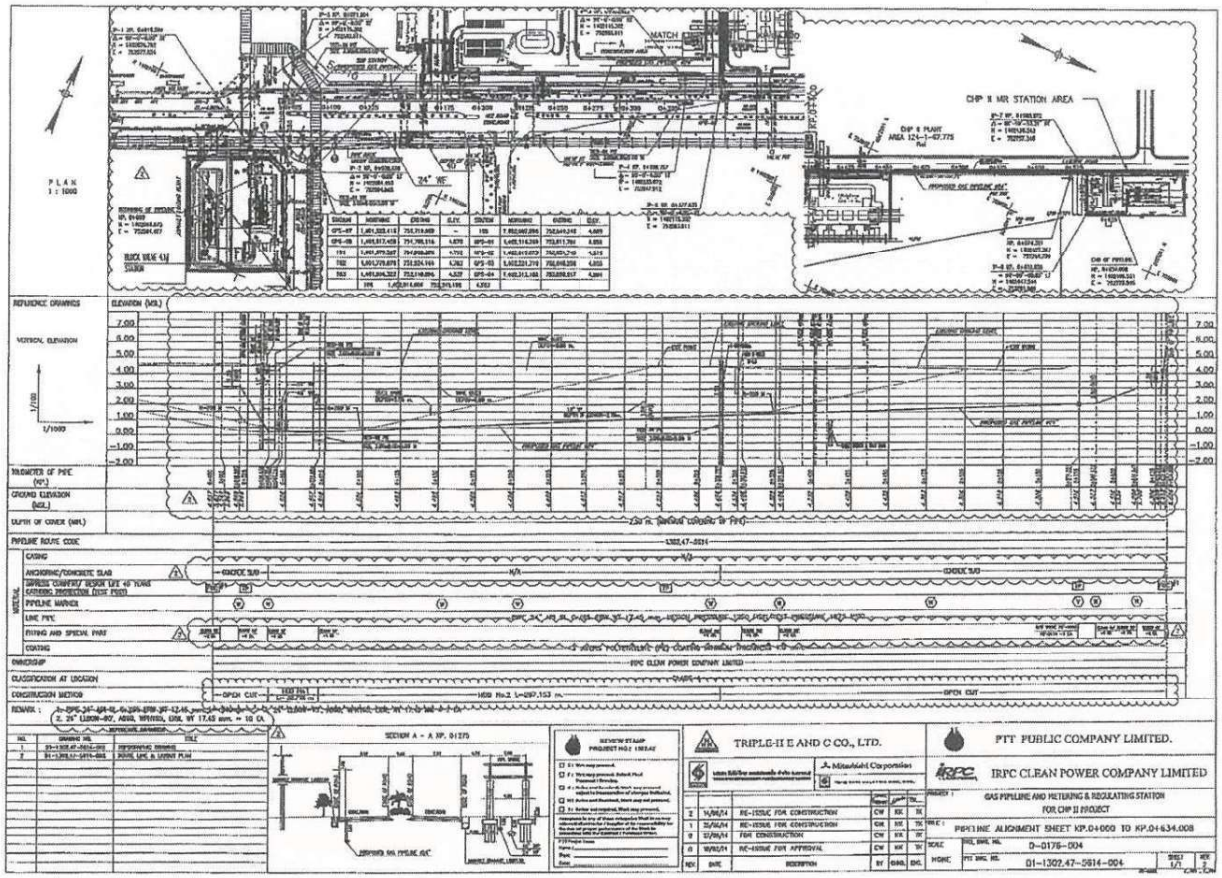
PLAN
1 : 1000
CHP II MR STATION AREA
VERTICAL ELEVATION
REFERENCE DRAWINGS
ELEVATION (MSL)
PIPELINE ROUTE CODE
CASING
PIPELINE MARKER
LINE PIPE
FITTING AND SPECIAL PART
COATING
OWNERSHIP
CLASSIFICATION AT LOCATION
CONSTRUCTION METHOD
OPEN CUT
SECTION A - A KP. 0+270
TRIPLE-H E AND C CO., LTD.
PTT PUBLIC COMPANY LIMITED.
IRPC CLEAN POWER COMPANY LIMITED
GAS PIPELINE AND METERING & REGULATING STATION
FOR CHP II PROJECT
PIPELINE ALIGNMENT SHEET KP.0+000 TO KP.0+634.008
D-0176-004
01-1302.47-5614-004

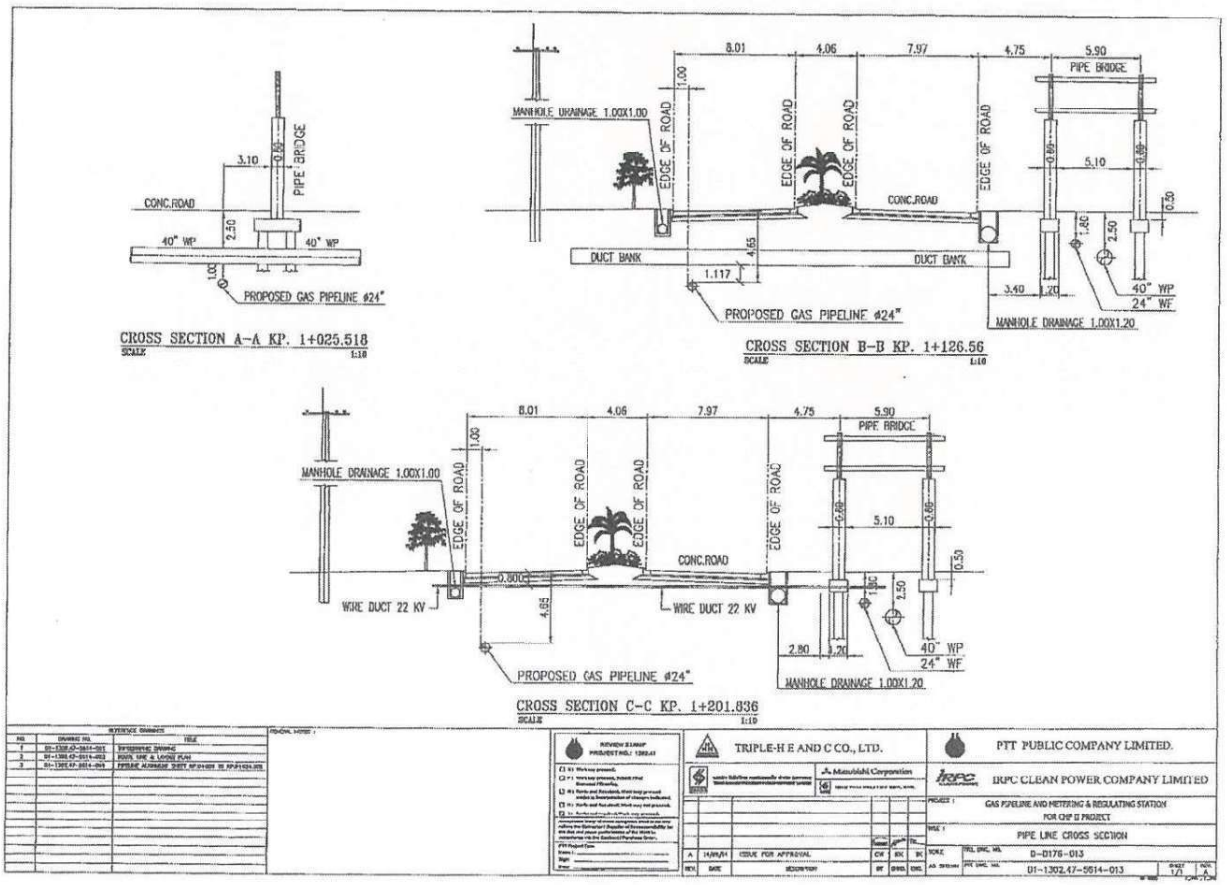
CROSS SECTION A-A KP. 1+025.518
SCALE 1:10
PIPE BRIDGE
CONC.ROAD
40" WP
PROPOSED GAS PIPELINE ø24"
CROSS SECTION B-B KP. 1+126.56
SCALE 1:10
MANHOLE DRAINAGE 1.00X1.00
EDGE OF ROAD
DUCT BANK
PROPOSED GAS PIPELINE ø24"
MANHOLE DRAINAGE 1.00X1.20
CROSS SECTION C-C KP. 1+201.836
SCALE 1:10
WIRE DUCT 22 KV
TRIPLE-H E AND C CO., LTD.
PTT PUBLIC COMPANY LIMITED.
IRPC CLEAN POWER COMPANY LIMITED
GAS PIPELINE AND METERING & REGULATING STATION
FOR CHP II PROJECT
PIPE LINE CROSS SECTION
D-0176-013
01-1302.47-5614-013

DRAWINGS INDEX IP SITE

ITEM	DRAWING NO.	DRAWING TITLE
1	PI-1302.26-5610-001	DRAWING INDEX IP SITE
2	PI-1302.26-5610-002	TIE-IN PIPING GENERAL ARRANGEMENT AND SECTION DRAWING
3	PI-1302.26-5610-003	PTT GATE STATION PIPING GENERAL ARRANGEMENT DRAWING
4	PI-1302.26-5610-004	PTT GATE STATION SECTION A-A & SECTION B-B
5	PI-1302.26-5610-005	PTT GATE STATION SECTION C-C
6	PI-1302.26-5610-006	TIE-IN PIPING ISOMETRIC DRAWING
7	PI-1302.26-5610-007	PTT GATE STATION ISOMETRIC DRAWING
8	PI-1302.26-5610-008	PIPING WELDING JOINT NUMBER DRAWING
9	PI-1302.26-5610-009	PTT GATE STATION PIPE SUPPORT PLAN
10	PI-1302.26-5610-010	ADJUSTABLE PIPE SUPPORT TYPE "D/"
11	PI-1302.26-5610-011	PIPE SUPPORT STANDARDS STACHION AT GRADE
12	PI-1302.26-5610-012	PIPE SUPPORT STANDARDS HANGER PIPE SUPPORT
13	PI-1302.26-5610-013	PTT GATE STATION PIPING GENERAL ARRANGEMENT DRAWING
14	PI-1302.26-5610-014	PTT GATE STATION PIPE SUPPORT PLAN

REFERENCE DRAWINGS

GENERAL NOTE

CONTRACTOR DRAWING REVIEW

ISSUED FOR CONSTRUCTION

ptt PTT PUBLIC COMPANY LIMITED

polytechnology co.,ltd.

THIS DRAWING MAY NOT BE USED FOR CONSTRUCTION BEFORE DRAWING WITHIN APPL LICENSE AND STATE

IEPC DISTRIBUTION GAS PIPELINE PROJECT

DRAWING INDEX IP SITE

PROJECT NO. 1302.26 | DRAWING NO. PI-1302.26-5610-001 | REV. 3

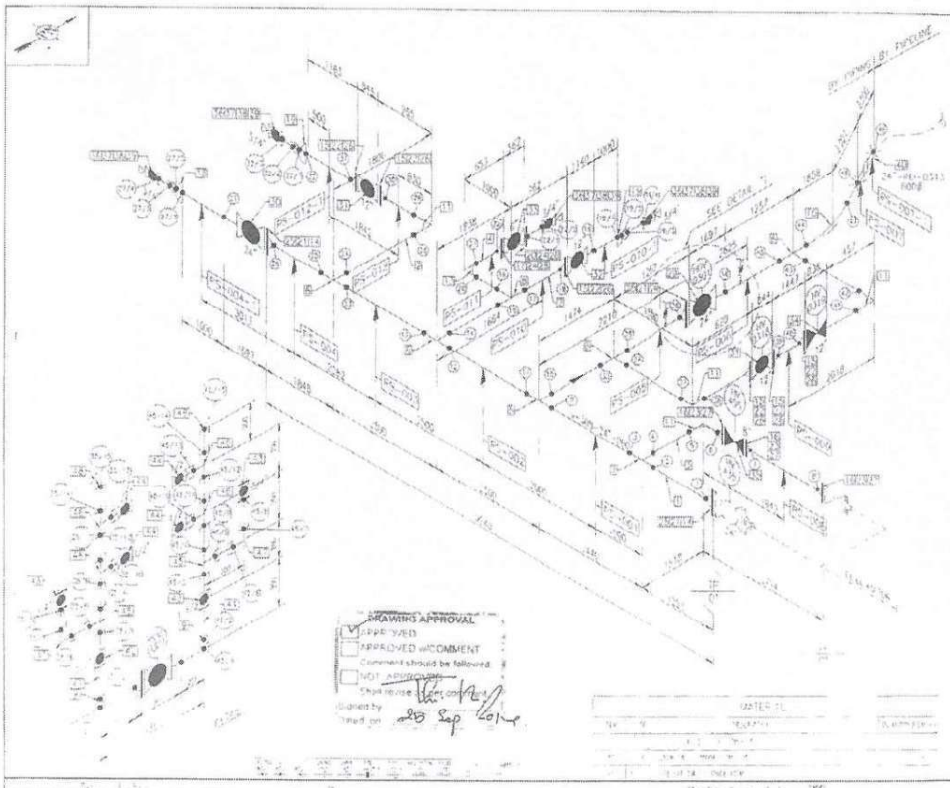

MATERIAL

ITEM	SIZE	DESCRIPTION	QUANTITY	REMARK
1	24"	PIPE CS API 5L-X65 SEAMLESS BE SCH40	9.596m	-
2	12"	PIPE CS API 5L-B SEAMLESS BE SCH40	4.876m	-
3	8"	PIPE CS API 5L-B SEAMLESS BE SCH40	2.510m	-
4	6"	PIPE CS API 5L-B SEAMLESS BE SCH40	0.985m	-
5	24"	REDUCING TEE CS A105 SMLS, WPHY-65 BE ASME B16.9 SCH 40	1	-
6	24"x12"	REDUCING TEE CS A105 SMLS WPHY-65 BE ASME B16.9, SCH 80	4	-
7	12"x8"	REDUCING TEE CS A105 SMLS WPHY-65 BE ASME B16.9, SCH 40		-
8	12"x6"	REDUCING TEE CS A105 A234-WPB SMLS BE ASME B16.9, SCH 80		-
9	24"x1 1/2"	GASKET SW 304SS ASTM A234 GR. WPB SEAMLESS	7	-
10	24"	24" HOT BEND ELBOW 5D API CS		-
11	12"	ELBOW BE CS ASTM A234-WPB SMLS, BE ASME B16.9, SCH 80	1	-
12	8"	ELBOW BE CS ASTM A234-WPB SMLS, BE ASME B16.9, SCH 40	1	-
13	6"	ELBOW BE CS ASTM A234-WPB SMLS, BE ASME B16.9, SCH 40	1	-
14	24"	FLANGE WN, RF/BE, BE, ASTM A105, ASME B16.5, Forged CS, SCH 40	1	-
15	12"	FLANGE WN, RF/BE, BE, ASTM A105, ASME B16.5, Forged CS, SCH 80	4	-
16	8"	FLANGE WN, RF/BE, BE, ASTM A105, ASME B16.5, Forged CS, SCH 80	3	-
17	6"	FLANGE WN, RF/BE, BE, ASTM A105, ASME B16.5, Forged CS, SCH 80	1	-
18	24"	END CAP, CS A105 SMLS, WPHY-65 BE, ASME B16.9	1	-
19	12"	END CAP, CS, ASTM A234-WPB, SMLS, BE, ASME B16.9, SCH 80	1	-
20	1"	BLIND FLANGE WN, BE, A105, 150# ASME B16.5		
21	24"	GASKET ASME RF 304SS 3.2 SPW WITH FLEXICARB FILLER PER API 601	3	-
22	12"	GASKET ASME RF 304SS 3.2 SPW WITH FLEXICARB FILLER PER API 601	4	-
23	8"	GASKET ASME RF 304SS 3.2 SPW WITH FLEXICARB FILLER PER API 601	3	-
24	6"	GASKET ASME RF 304SS 3.2 SPW WITH FLEXICARB FILLER PER API 601	2	-
25	24"	STUD BOLTS A193 B7M W/A194 2HM HEXNUTS FLUOROPOLYMER COATED	72	-
26	12"	STUD BOLTS A193 B7M W/A194 2HM HEXNUTS FLUOROPOLYMER COATED	20	
27	8"	STUD BOLTS A193 B7M W/A194 2HM HEXNUTS FLUOROPOLYMER COATED	36	-
28	6"	STUD BOLTS A193 B7M W/A194 2HM HEXNUTS FLUOROPOLYMER COATED	24	-
29	24"	BALL VALVE WITH BP ASME A105 UTS BODY TRUNNION MOUNTED, 150LB, 1 HOY		-
30	24"	BALL VALVE WITH BP ASME A105 UTS BODY TRUNNION MOUNTED, 150LB, SCH 40		-
31	12"	BALL VALVE WITH BP ASME A105 UTS BODY TRUNNION MOUNTED, 150LB, SCH 40	7	-
32	8"	BALL VALVE WITH BP ASME A105 UTS BODY TRUNNION MOUNTED, 150LB, SCH 40	1	-
33	6"	BALL VALVE WITH BP ASME A105 UTS BODY TRUNNION MOUNTED, 150LB, SCH 40		-
34		PLUG VALVE WITH BP ASME A105 UTS BODY TRUNNION MOUNTED, 150LB, SCH 40		-
35	8"	PLUG VALVE WITH BP ASME A105 UTS BODY TRUNNION MOUNTED, 150LB, SCH 40		-
36	24"	SPECTACLE BLIND CS ASTM A105 150LB RF	4	-
37	24"	TEMPLATE CS 300LB ASME B16.47 RF	4	-
38	24"	SPACER CS ASTM A105 150LB RF	4	-
39	24"	PLUG WITH BP ASTM A105 150LB RF	4	-
40	24"	CAP WN A105 BE		-
41		PIPE 1 INCH WITH 6 OF WN SO 6 SMLS BE ASME		-
42		BALL VALVE WITH 1 WITH 6 OF WN SO 6 SMLS BE ASME		-
43		[illegible]		
44		[illegible]		

ptt PTT PUBLIC COMPANY LIMITED

polytechnology co.,ltd.

IEPC DISTRIBUTION GAS PIPELINE PROJECT

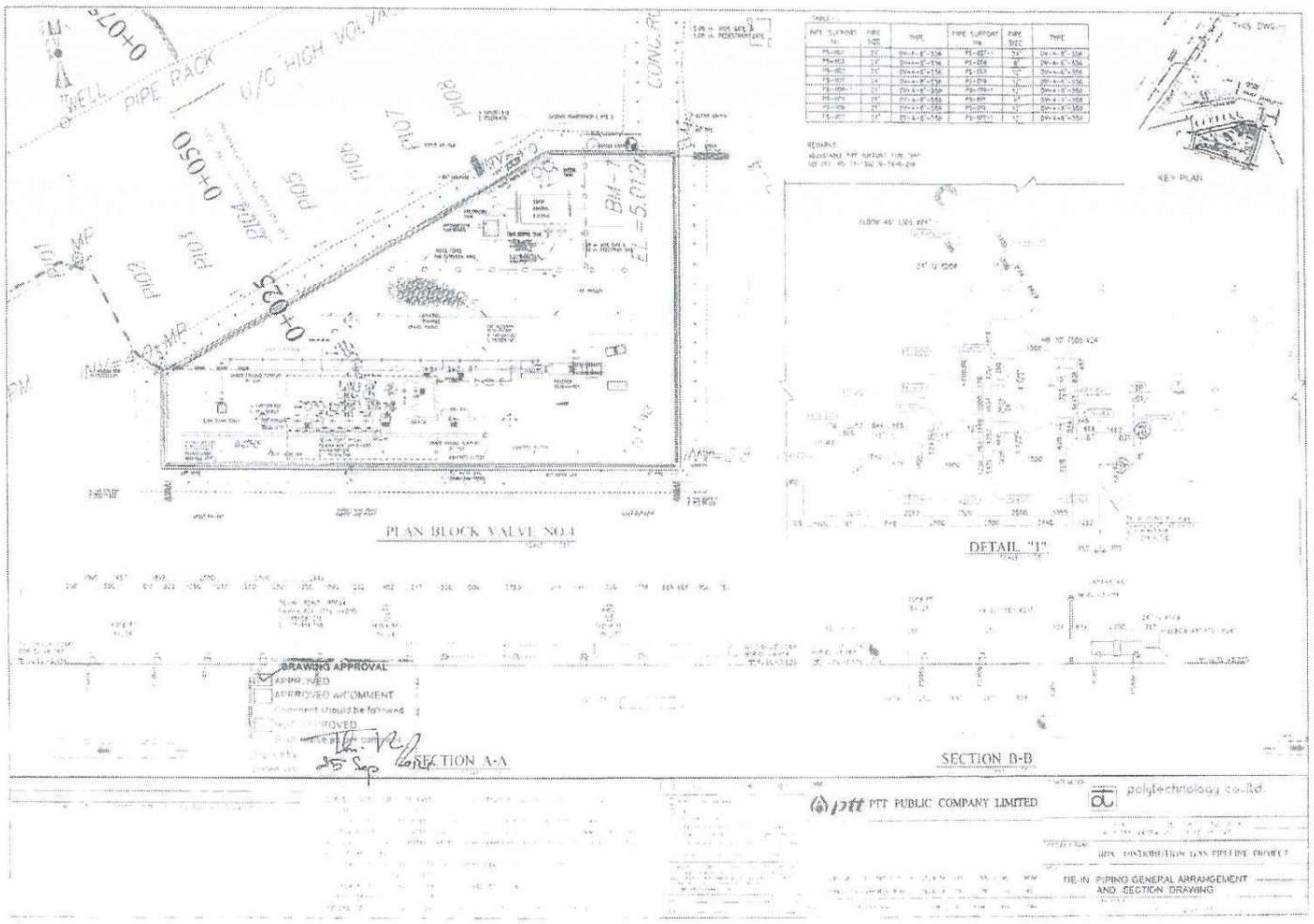
PLAN BLOCK VALVE NO.1
DETAIL "1"
SECTION A-A
SECTION B-B
KEY PLAN
DRAWING APPROVAL
ptt PTT PUBLIC COMPANY LIMITED
polytechnology co.,ltd.
IRN DISTRIBUTION GAS PIPELINE PROJECT
RIB-IN PIPING GENERAL ARRANGEMENT AND SECTION DRAWING

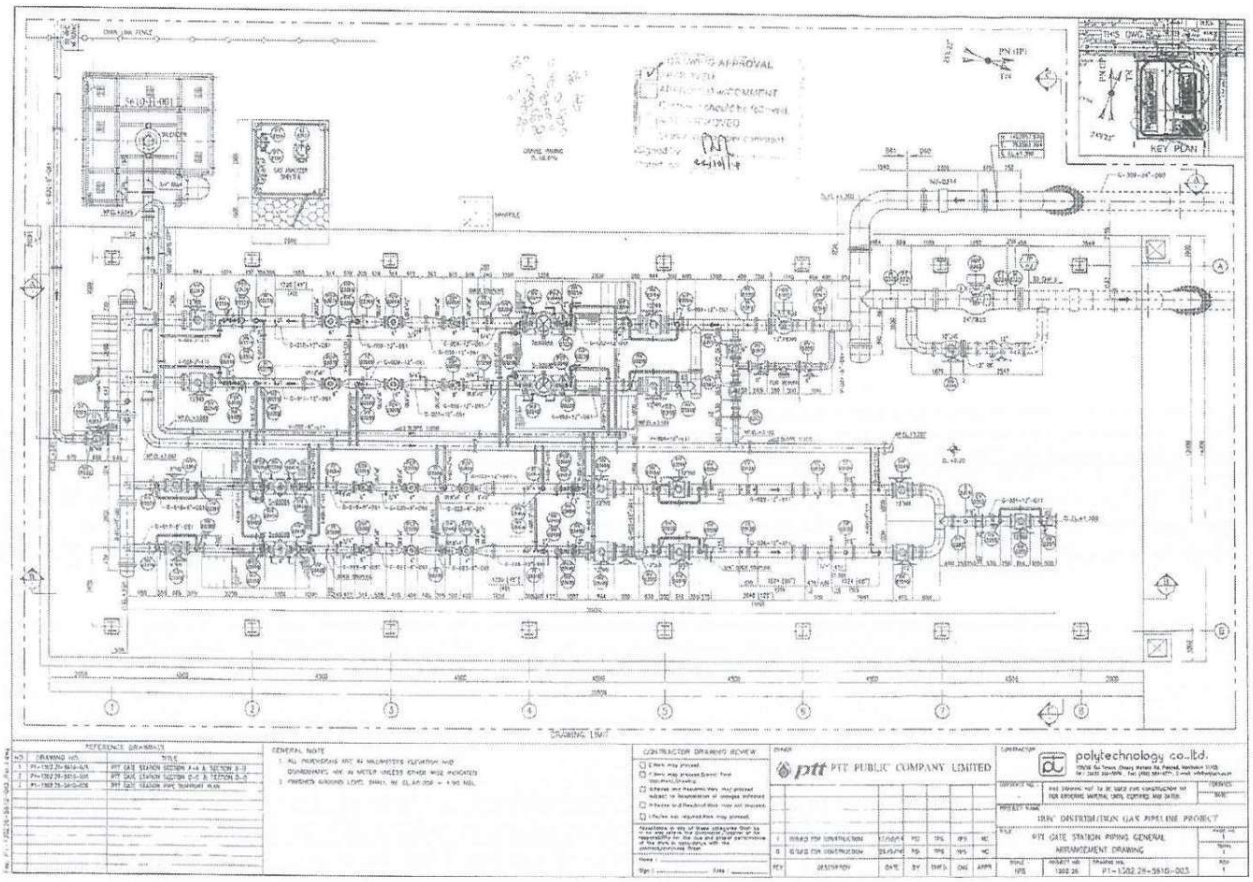
KEY PLAN
DRAWING APPROVAL
ptt PTT PUBLIC COMPANY LIMITED
polytechnology co.,ltd.
IRN DISTRIBUTION GAS PIPELINE PROJECT
PTT GATE STATION PIPING GENERAL ARRANGEMENT DRAWING

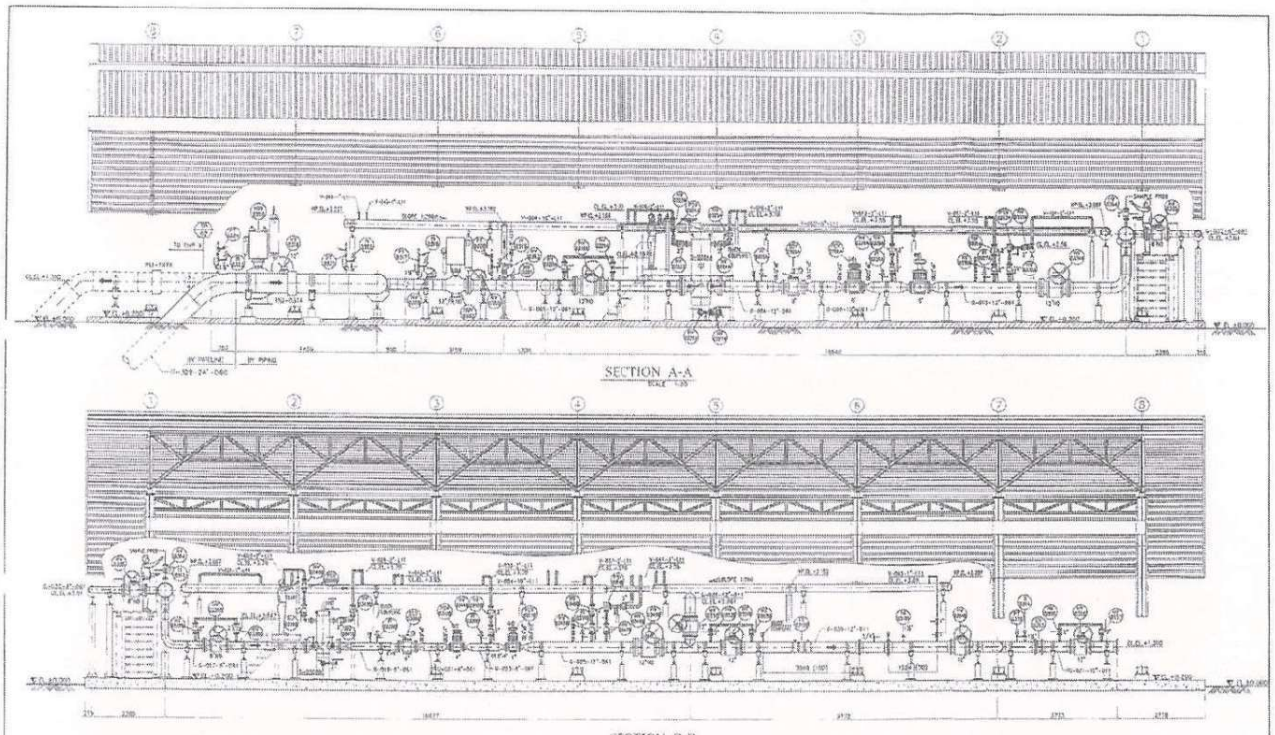

SECTION A-A

SECTION B-B

REFERENCE DRAWINGS

NO.	DRAWING NO.	TITLE
	P1-1302.26-5610-003	PTT GAS STATION PIPING GENERAL ARRANGEMENT DRAWING

GENERAL NOTE

1. ALL DIMENSIONS ARE IN MILLIMETERS ELEVATION AND COORDINATES ARE IN METER UNLESS OTHER WISE INDICATED
2. FINISHED GROUND LEVEL SHALL BE EL.+0.300 = +0.30 MTR.

DRAWING APPROVAL
APPROVED
APPROVED WITH COMMENT
Comment should be followed.
NOT APPROVED
Shall revise as per comment
Signed by
Dated on 22/10/14

CONTRACTOR DRAWING REVIEW

- ☐ Work may proceed
- ☐ Work may proceed Submit Final Required Drawing
- ☐ Revise and Resubmit Work may proceed subject to incorporation of changes indicated
- ☐ Revise and Resubmit Work may not proceed
- ☐ Review not required Work may proceed

Acceptance by any of these categories shall in no way relieve the Contractor/Supplier of his responsibility for the job and proper performance of the Work in compliance with the contract/purchase Order

Name ..... Date .....
Sign ..... Date .....

OWNER: PTT PUBLIC COMPANY LIMITED

CONTRACTOR: polytechnology co.,ltd.
19/139 Soi Sirom Jitnara Petchburi Rd. Huaykwang Bangkok 10310
Tel : (662) 246-3270 , Fax (662) 690-4771, E-mail : info@polytech.co.th

REV	DESCRIPTION	DATE	BY	CHKD	ENG	APPR
1	ISSUED FOR CONSTRUCTION	22/10/14	PTD	TPS	TPS	MC
0	ISSUED FOR CONSTRUCTION	24/9/14	PTD	TPS	TPS	MC

DOCUMENT NO. P1-1302.26-5610-004 — APPROVED DATE

THIS DRAWING NOT TO BE USED FOR CONSTRUCTION OR FOR ORDERING MATERIAL UNTIL CERTIFIED AND DATED.

PROJECT NAME: IRPC DISTRIBUTION GAS PIPELINE PROJECT

TITLE: PTT GATE STATION PIPING GENERAL
SECTION A-A & SECTION B-B

SCALE	PROJECT NO	DRAWING NO	REV
NTS	1302.26	P1-1302.26-5610-004	1

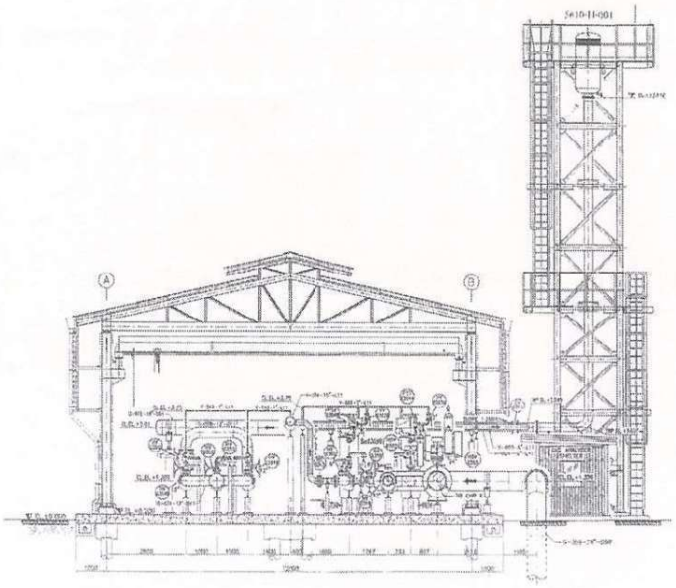

SECTION C-C

REFERENCE DRAWINGS

NO.	DRAWING NO.	TITLE
	P1-1302.26-5610-003	PTT GAS STATION PIPING GENERAL ARRANGEMENT DRAWING

GENERAL NOTE

1. ALL DIMENSIONS ARE IN MILLIMETERS ELEVATION AND COORDINATES ARE IN METER UNLESS OTHER WISE INDICATED
2. FINISHED GROUND LEVEL SHALL BE EL.+0.300 = +0.30 MTR.

DRAWING APPROVAL
APPROVED
APPROVED WITH COMMENT
Comment should be followed.
NOT APPROVED
Shall revise as per comment
Signed by
Dated on 22/10/14

CONTRACTOR DRAWING REVIEW

- ☐ Work may proceed
- ☐ Work may proceed Submit Final Required Drawing
- ☐ Revise and Resubmit Work may proceed subject to incorporation of changes indicated
- ☐ Revise and Resubmit Work may not proceed
- ☐ Review not required Work may proceed

Acceptance by any of these categories shall in no way relieve the Contractor/Supplier of his responsibility for the job and proper performance of the Work in compliance with the contract/purchase Order

Name ..... Date .....
Sign ..... Date .....

OWNER: PTT PUBLIC COMPANY LIMITED

CONTRACTOR: polytechnology co.,ltd.
19/139 Soi Sirom Jitnara Petchburi Rd. Huaykwang Bangkok 10310
Tel : (662) 246-3270 , Fax (662) 690-4771, E-mail : info@polytech.co.th

REV	DESCRIPTION	DATE	BY	CHKD	ENG	APPR
1	ISSUED FOR CONSTRUCTION	22/10/14	PTD	TPS	TPS	MC
0	ISSUED FOR CONSTRUCTION	24/9/14	PTD	TPS	TPS	MC

DOCUMENT NO. P1-1302.26-5610-003 — APPROVED DATE

THIS DRAWING NOT TO BE USED FOR CONSTRUCTION OR FOR ORDERING MATERIAL UNTIL CERTIFIED AND DATED.

PROJECT NAME: IRPC DISTRIBUTION GAS PIPELINE PROJECT

TITLE: PTT GATE STATION PIPING GENERAL
SECTION C-C

SCALE	PROJECT NO	DRAWING NO	REV
NTS	1302.26	P1-1302.26-5610-003	1

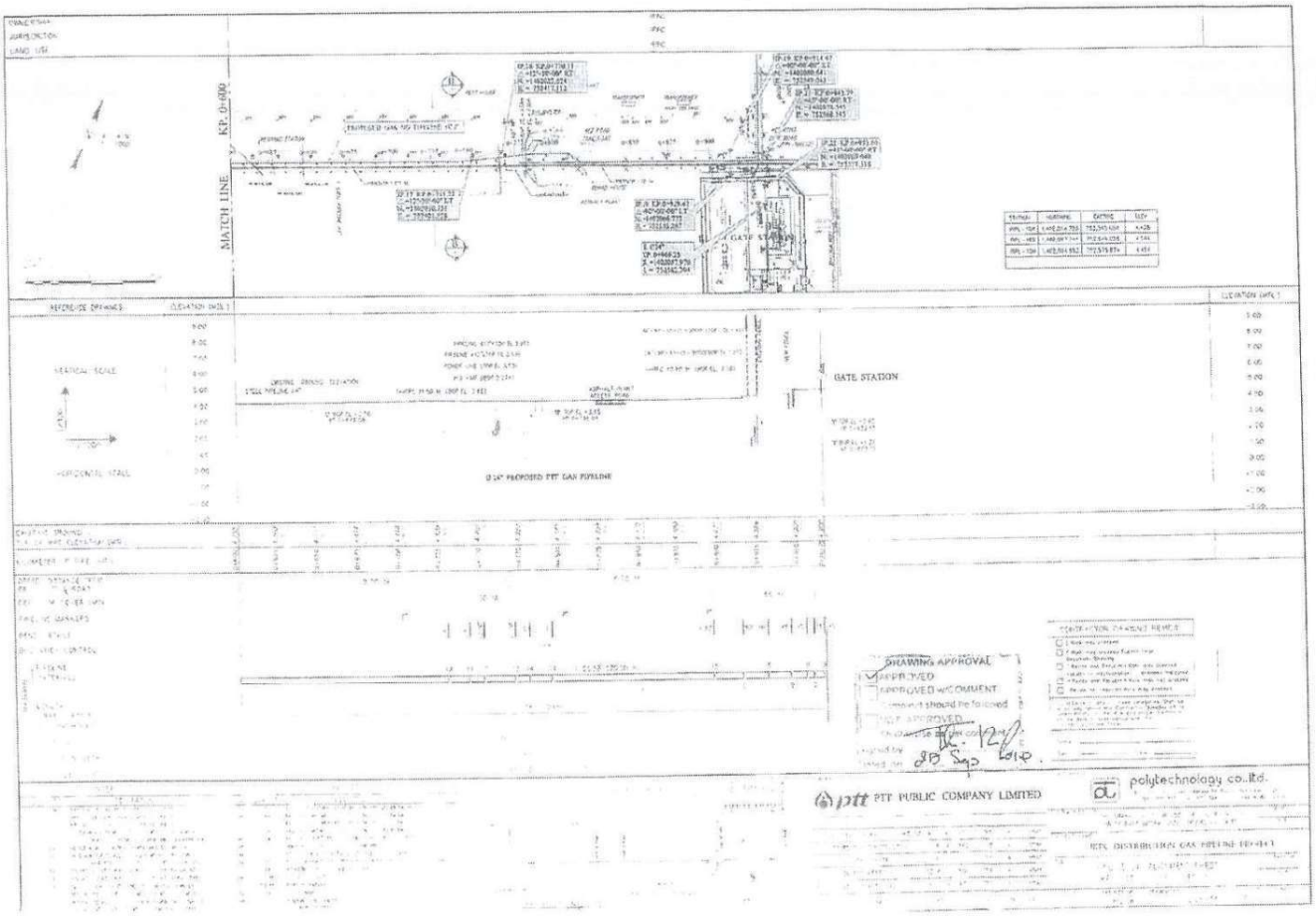
MATCH LINE
KP. 0+000
GATE STATION
PROPOSED PTT GAS PIPELINE
DRAWING APPROVAL
APPROVED
APPROVED w/COMMENT
NOT APPROVED
PTT PUBLIC COMPANY LIMITED
polytechnology co.,ltd.


EXISTING GROUND
SECTION AT KP 0+000
SECTION AT KP 0+170
SECTION AT KP 0+200
DRAWING APPROVAL
PTT PUBLIC COMPANY LIMITED
polytechnology co.,ltd.

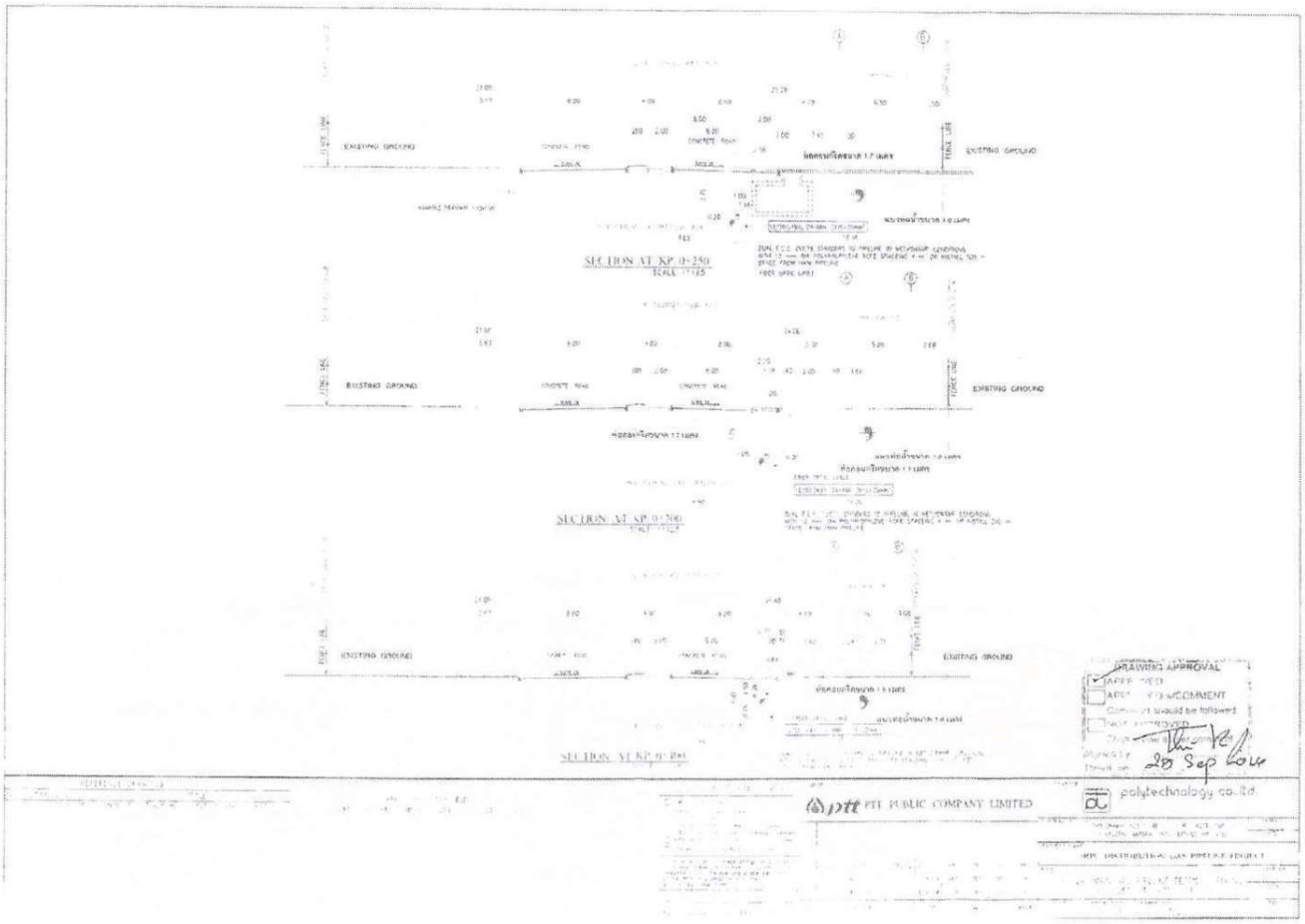
EXISTING GROUND
SECTION AT KP. 0+250
SECTION AT KP. 0+700
SECTION AT KP. 0+850
DRAWING APPROVAL
APPROVED
APPROVED WITH COMMENT
Comment should be followed
NOT APPROVED
Signature
Date 25 Sep 2014
PTT PUBLIC COMPANY LIMITED
polytechnology co.,ltd.

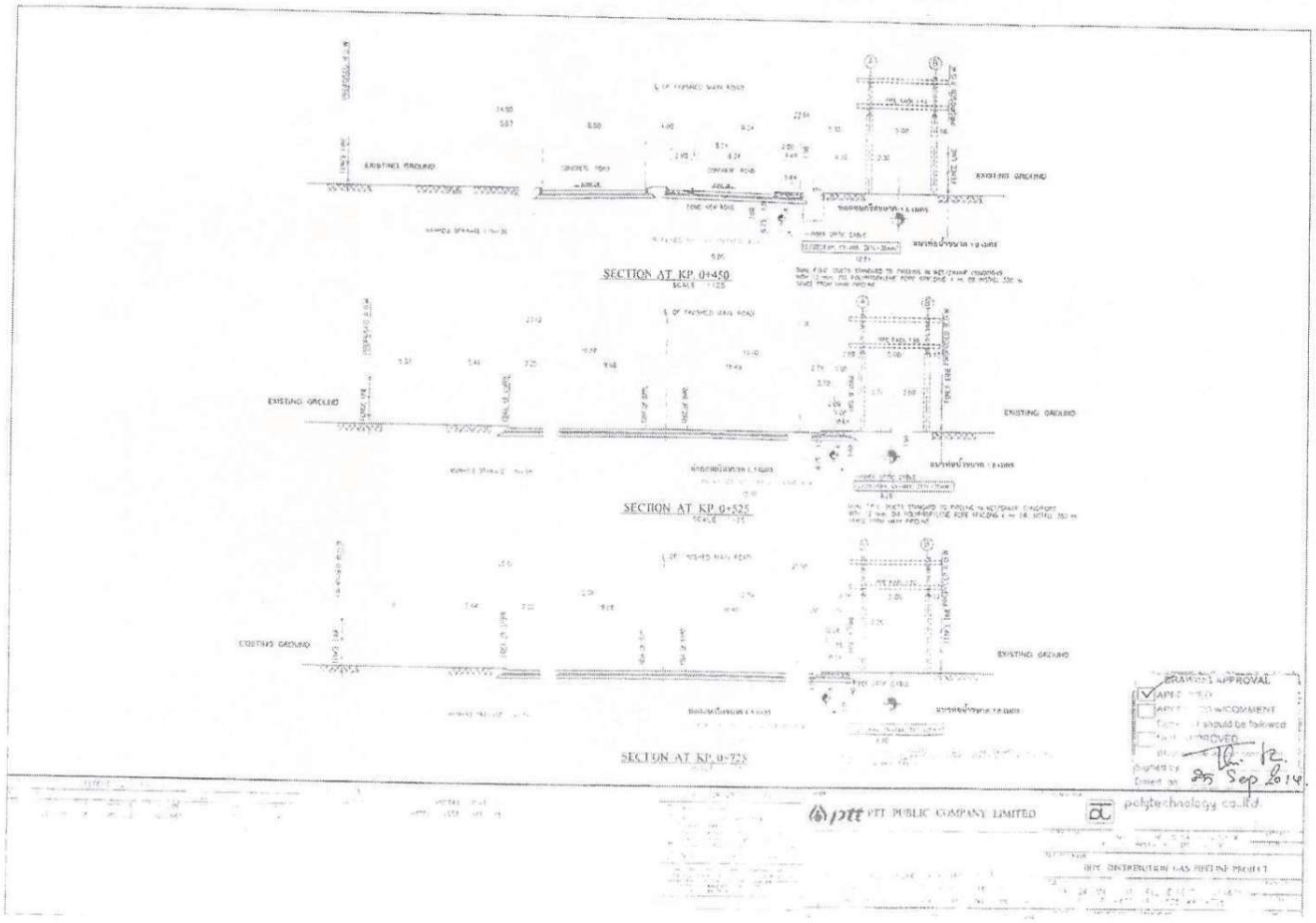
EXISTING GROUND
SECTION AT KP. 0+450
SECTION AT KP. 0+525
SECTION AT KP. 0+725
DRAWING APPROVAL
APPROVED
APPROVED WITH COMMENT
Comment should be followed
NOT APPROVED
Signature
Date 25 Sep 2014
PTT PUBLIC COMPANY LIMITED
polytechnology co.,ltd.

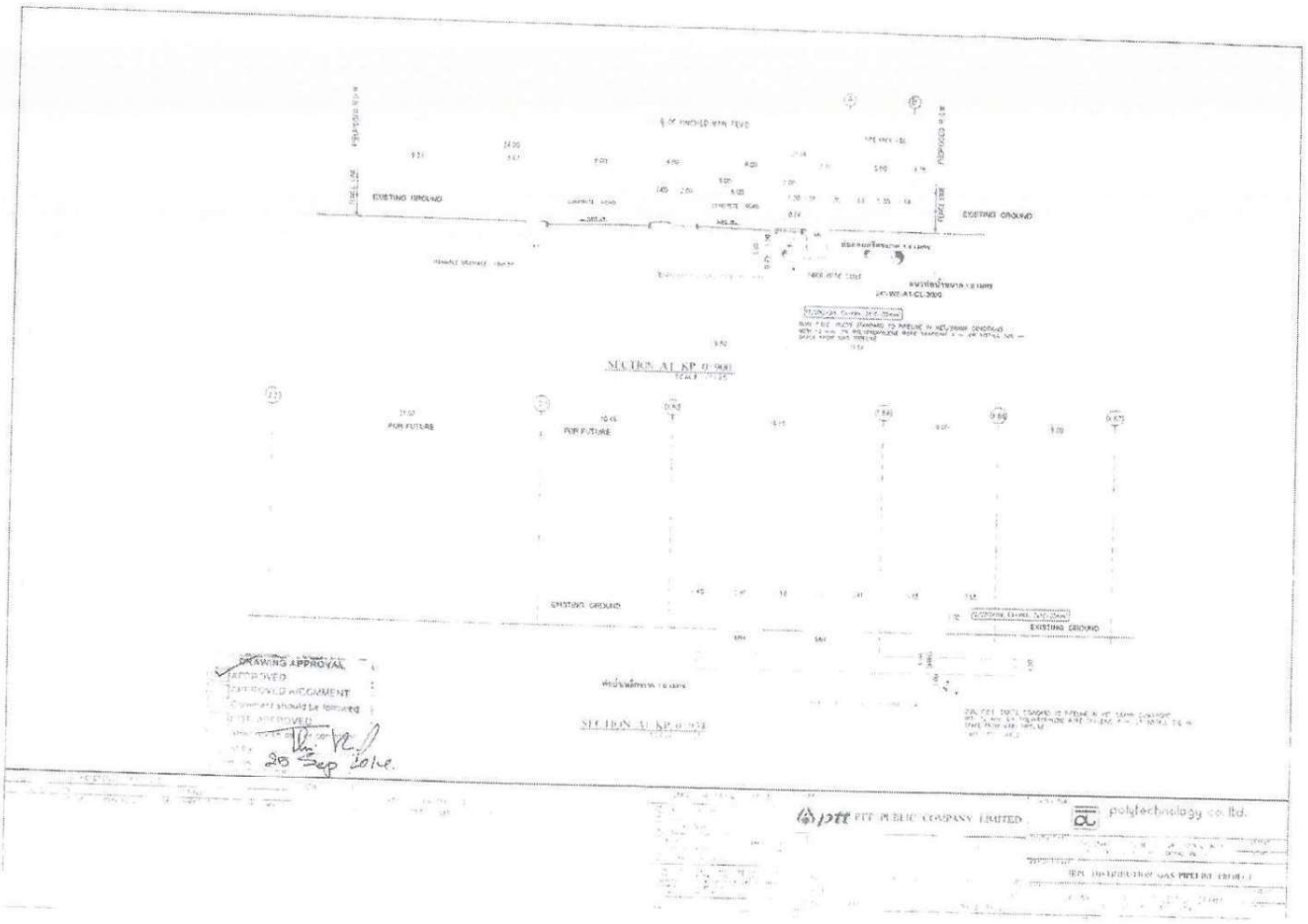
EXISTING GROUND
SECTION A1 KP 0.000
FOR FUTURE
EXISTING GROUND
SECTION A2 KP 0.050
DRAWING APPROVAL
APPROVED
APPROVED w/COMMENT
Comment should be followed
NOT APPROVED
25 Sep 2012
PTT PUBLIC COMPANY LIMITED
polytechnology co. ltd.

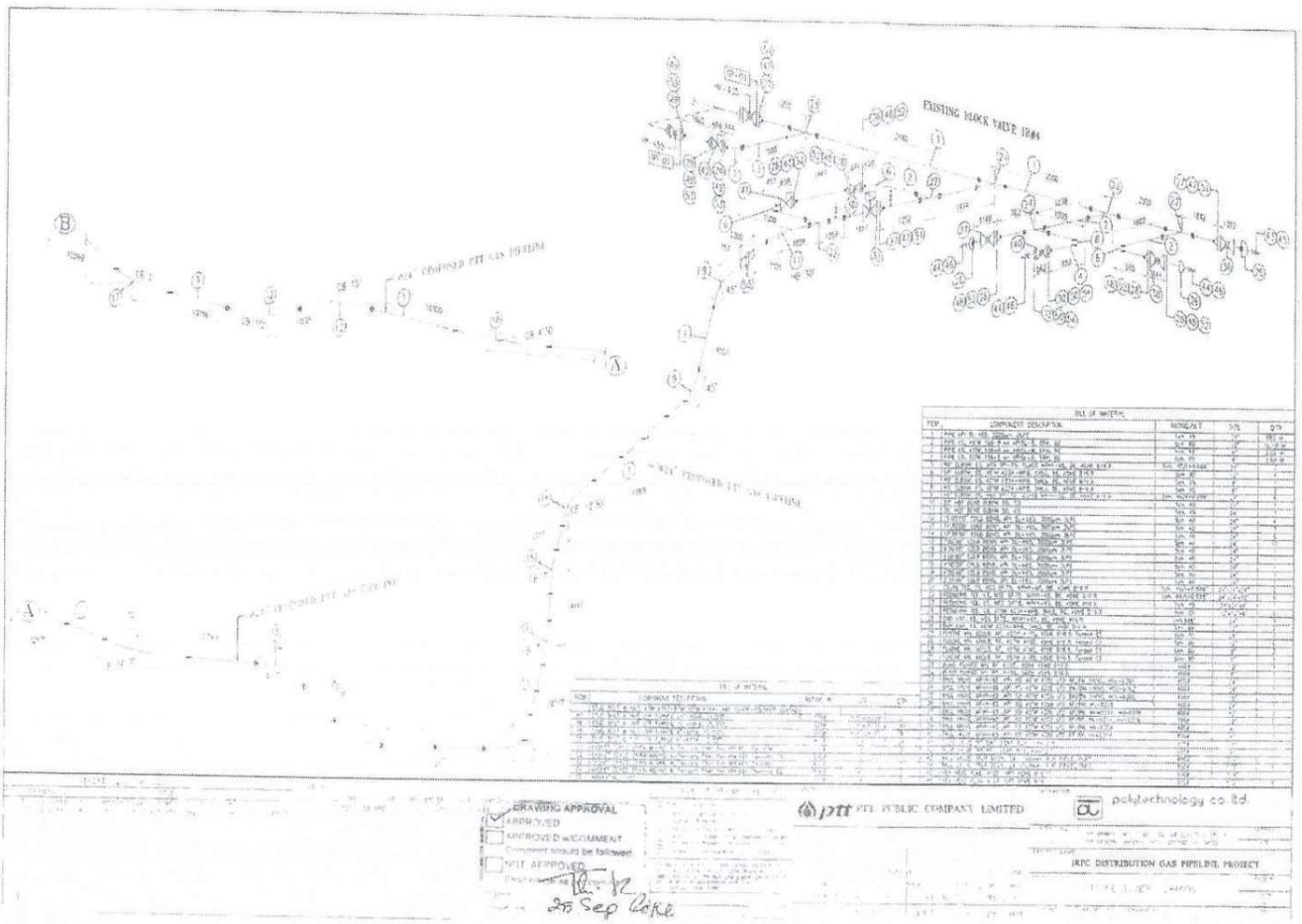
EXISTING BLOCK VALVE IB04
BILL OF MATERIAL
DRAWING APPROVAL
APPROVED
APPROVED w/COMMENT
Comment should be followed
NOT APPROVED
25 Sep 2012
PTT PUBLIC COMPANY LIMITED
polytechnology co. ltd.
IRPC DISTRIBUTION GAS PIPELINE PROJECT

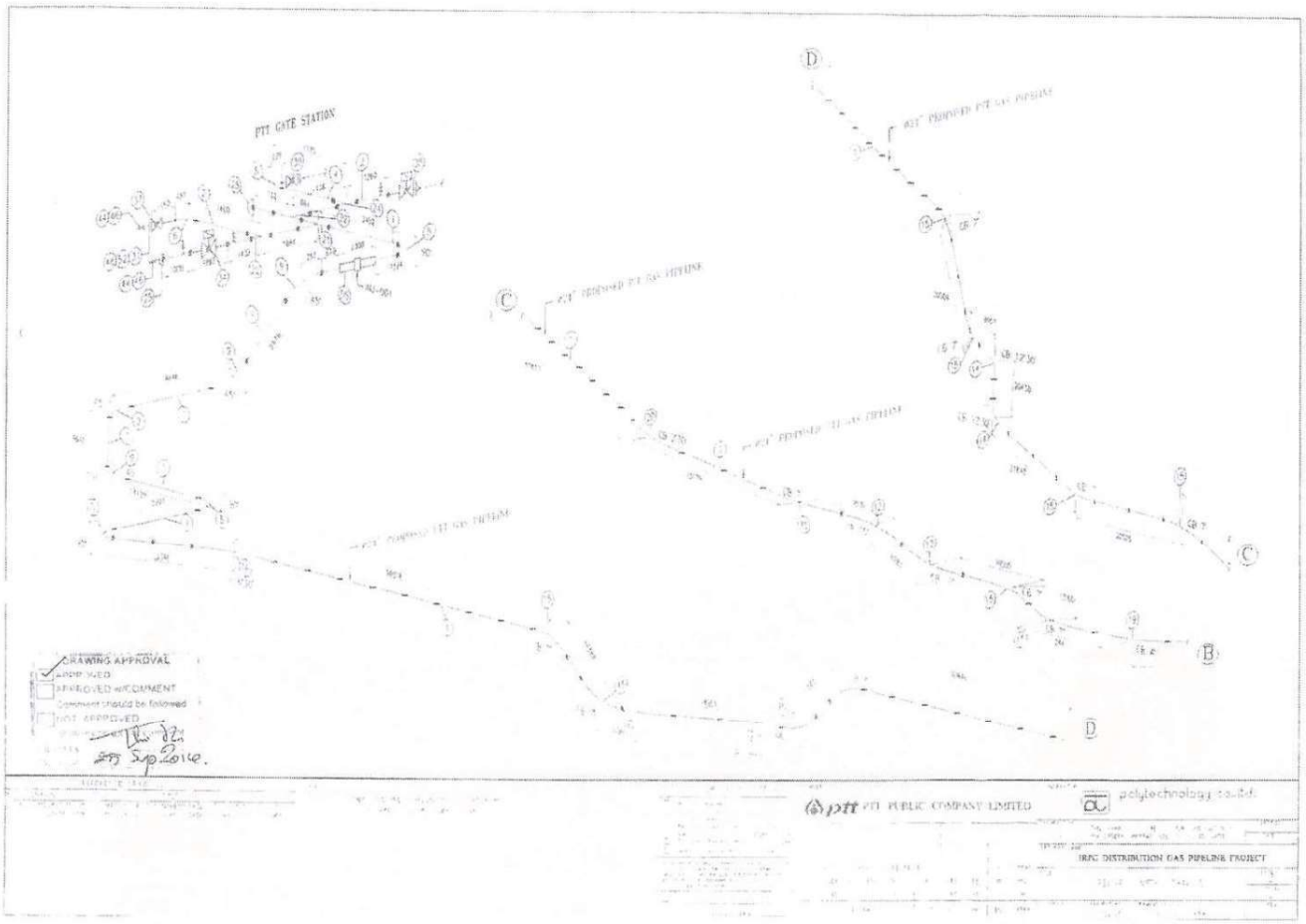
PTT GATE STATION
D
C
B
DRAWING APPROVAL
APPROVED
APPROVED w/COMMENT
Comment should be followed
NOT APPROVED
25 Sep 2014.
ptt PTT PUBLIC COMPANY LIMITED
polytechnology co.,ltd.
IRPC DISTRIBUTION GAS PIPELINE PROJECT

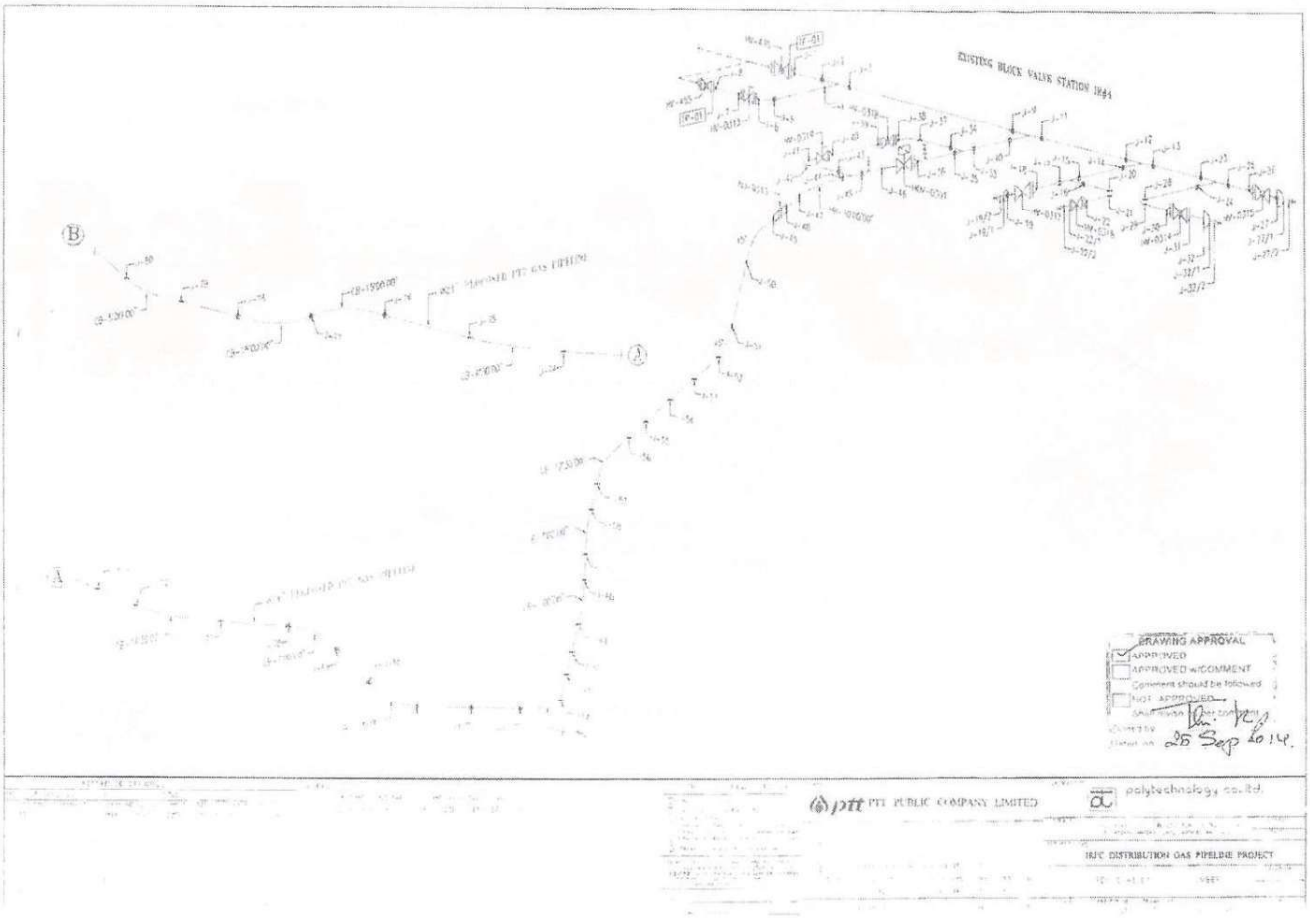
EXISTING BLOCK VALVE STATION
B
A
DRAWING APPROVAL
APPROVED
APPROVED w/COMMENT
Comment should be followed
NOT APPROVED
25 Sep 2014.
ptt PTT PUBLIC COMPANY LIMITED
polytechnology co.,ltd.
IRPC DISTRIBUTION GAS PIPELINE PROJECT

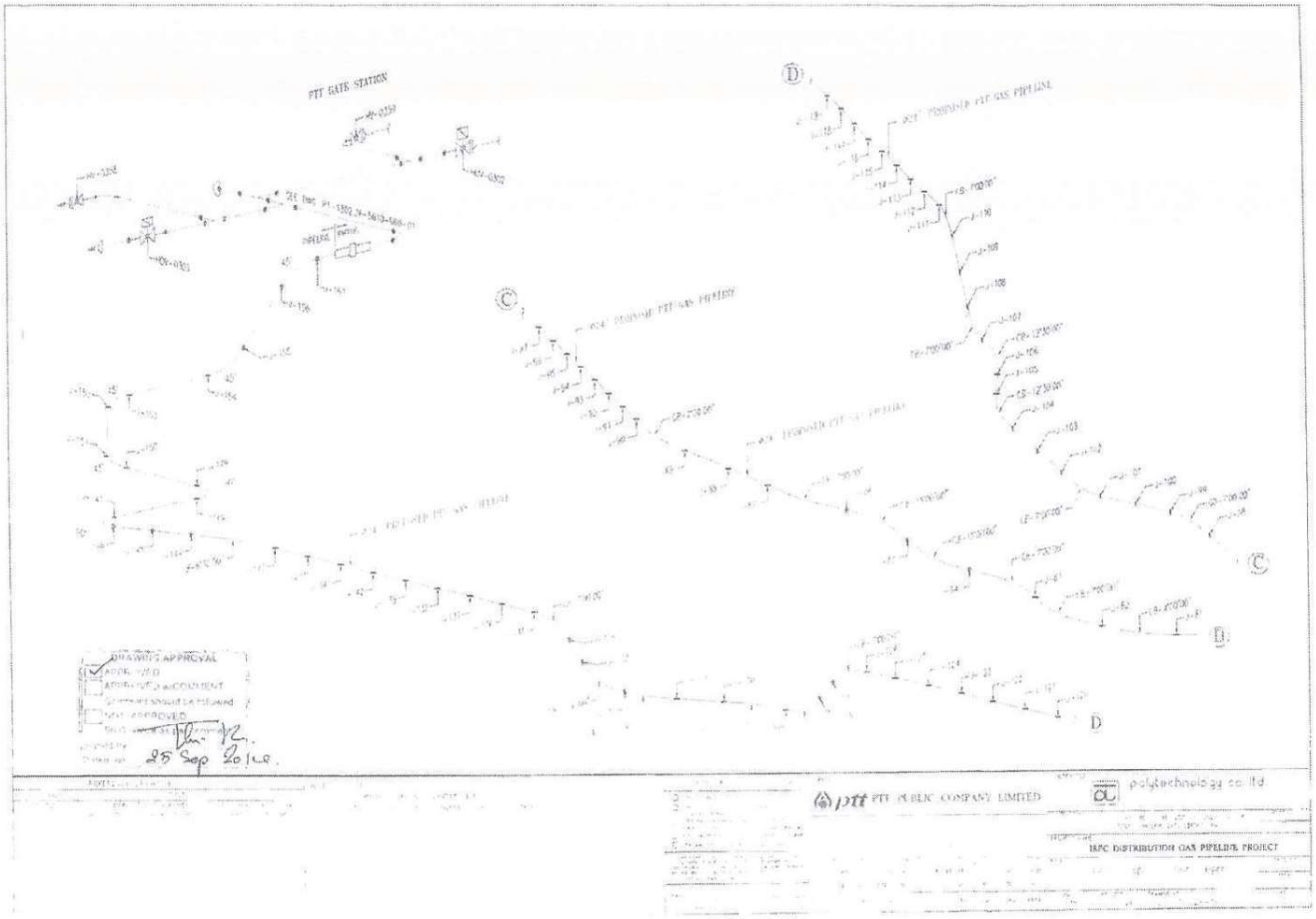
PTT GATE STATION
DRAWING APPROVAL
25 Sep 2014.
PTT PUBLIC COMPANY LIMITED
polytechnology co.,ltd.
IRPC DISTRIBUTION GAS PIPELINE PROJECT

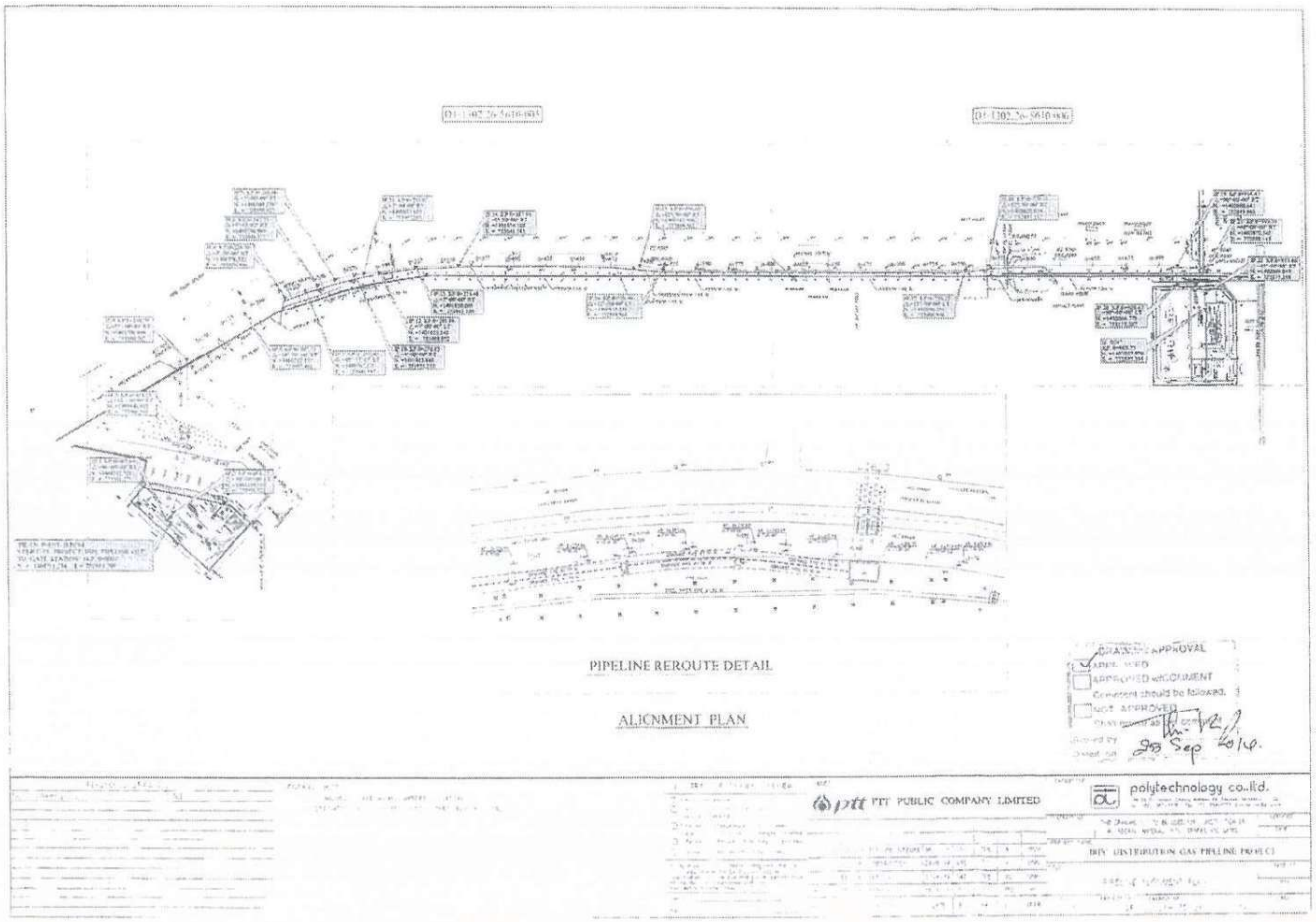
PIPELINE REROUTE DETAIL
ALIGNMENT PLAN
DRAWING APPROVAL
APPROVED WITH COMMENT
Comments should be followed.
NOT APPROVED
25 Sep 2014.
PTT PUBLIC COMPANY LIMITED
polytechnology co.,ltd.
IRPC DISTRIBUTION GAS PIPELINE PROJECT

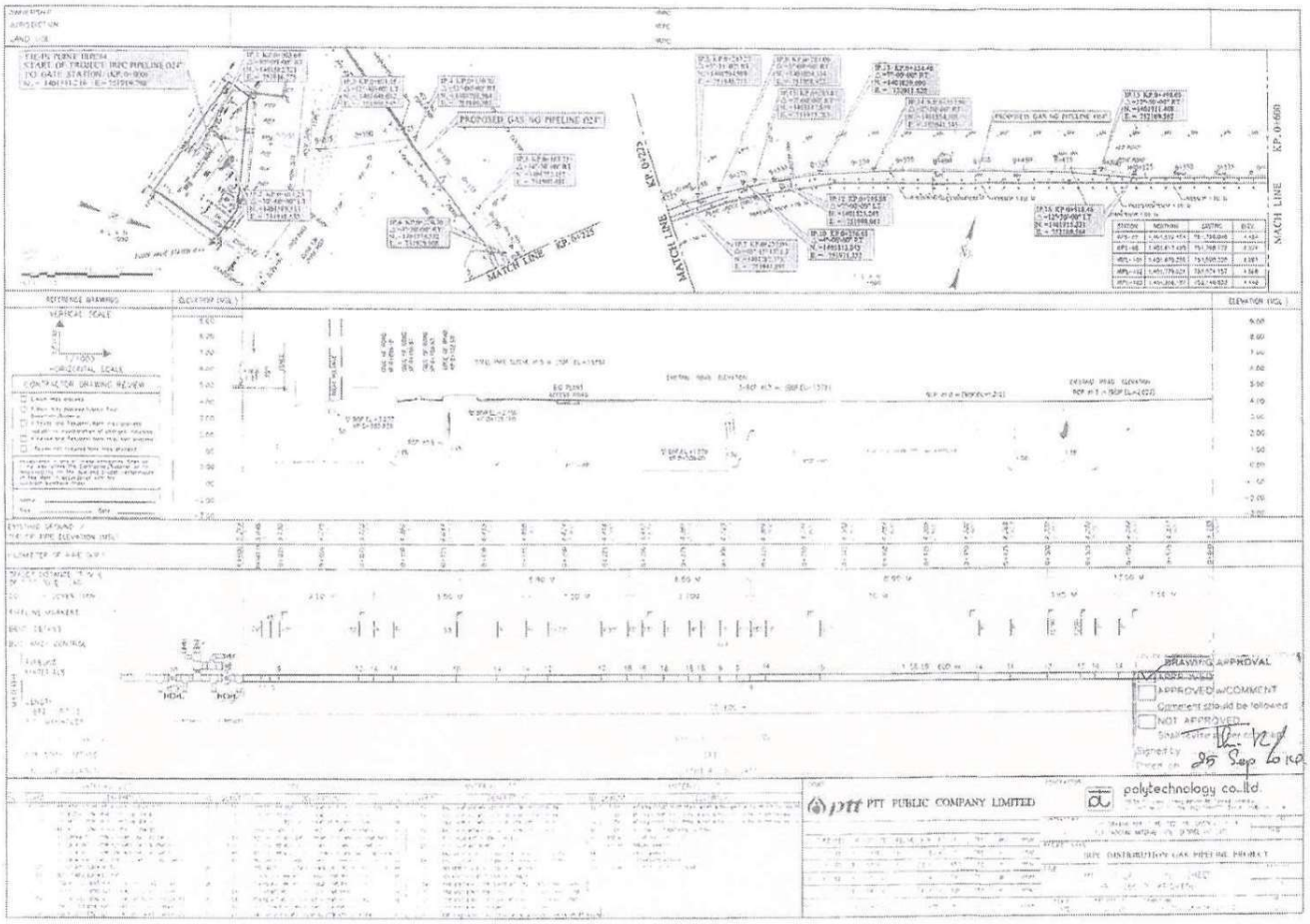
PROPOSED GAS NG PIPELINE (EX)
MATCH LINE
KP. 0+000
MATCH LINE
ELEVATION (EGL)
VERTICAL SCALE
HORIZONTAL SCALE
CONTRACTOR DRAWING REVIEW
DRAWING APPROVAL
APPROVED w/COMMENT
Comment should be followed
NOT APPROVED
Signatory
25 Sep 60 KP
ptt PTT PUBLIC COMPANY LIMITED
polytechnology co.,ltd.
PIPE DISTRIBUTION GAS PIPELINE PROJECT